

**72**  
Series

# HJT Module Dual Glass


# 455 - 475 w

PeX Series: SNX-G72HND

**21.9%**  
Maximum Efficiency

**0~+5w**  
Positive Power Tolerance

**85%**  
Bifaciality



## HIGHER VALUE

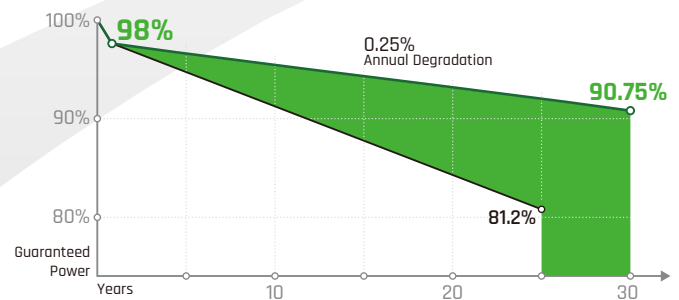
- Longer Warranty terms and lower power degradation
- Lower LCOE for shorter payback period

## HIGHER PERFORMANCE

- Module Power reaches up to 475W by multi-busbar cell design
- Lower resistance performance by half-cell structure
- Zero LID

## MORE RELIABLE

- Excellent anti-PID performance
- Lower hot spot risks
- Lower Pmax temperature coefficient
- Mechanical loading 5400Pa snow load and 2400Pa wind load



**Sonnex HJT Module Performance Warranty**

### Warranty

30 years product workmanship warranty, 30 years linear power output warranty. The power degradation for the first year will be less than 2%. From the 2nd year and onwards, the annual degradation will be less than 0.25%. Guaranteed performance ratio of 90.75% after 30 years.

**Sonnex Energie GmbH**

Add: Böttgerstraße 12, 20148 Hamburg, Germany  
www.sonnexenergie.com info@sonnexenergie.de

# 455 - 475W HJT MODULE SNX-C72HND

72 Series

## Electrical Characteristics at Standard Test Conditions(STC)

Module Type: SNX-C72HND-***M	455	460	465	470	475
Maximum Power-Pm [W]	455	460	465	470	475
Open Circuit Voltage-Voc [V]	53.05	53.35	53.65	53.95	54.25
Short Circuit Current-Isc [A]	10.90	10.94	10.98	11.02	11.06
Maximum Power Voltage-Vm [V]	45.10	45.30	45.50	45.70	45.90
Maximum Power Current-Im [A]	10.09	10.15	10.22	10.28	10.25
Module Efficiency-η [%]	20.93	21.16	21.39	21.62	21.85

## Electrical Characteristics at NMOT

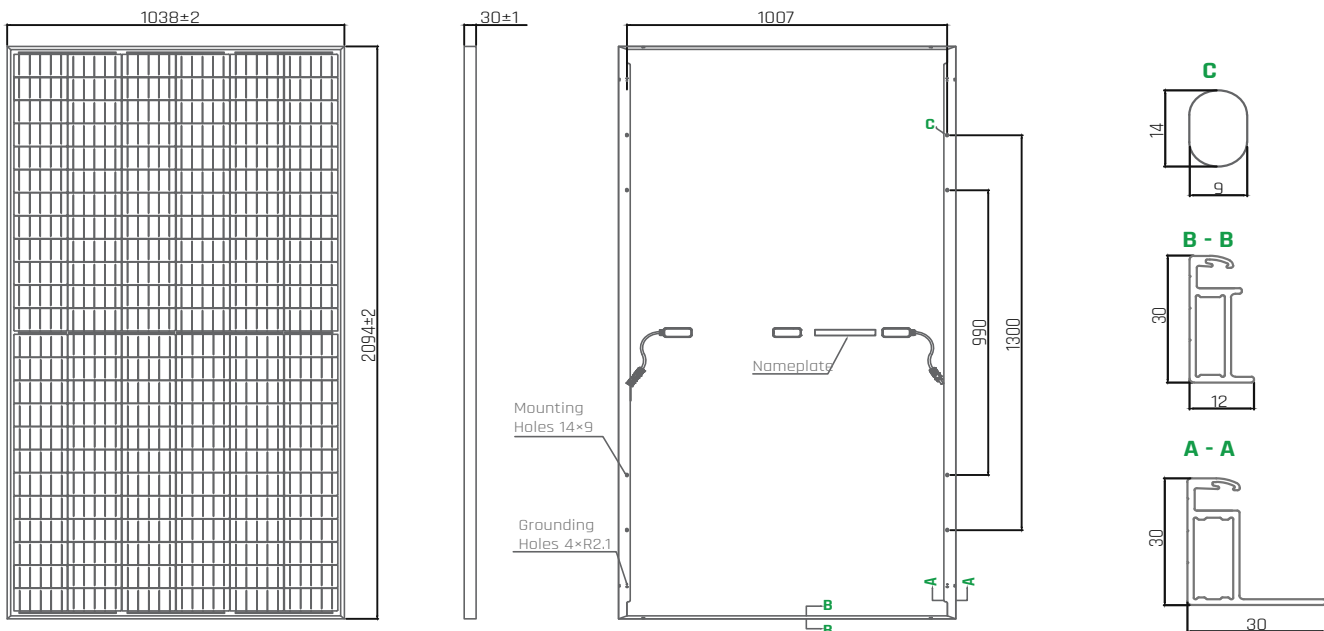
Maximum Power-Pm [W]	347	351	354	358	361
Open Circuit Voltage-Voc [V]	50.45	50.73	51.01	51.29	51.57
Short Circuit Current-Isc [A]	8.80	8.83	8.87	8.90	8.93
Maximum Power Voltage-Vm [V]	42.03	42.29	42.57	42.83	43.13
Maximum Power Current-Im [A]	8.26	8.29	8.32	8.35	8.38

**Note:** 1. Standard Test Conditions [STC]: Irradiance 1000 W/m<sup>2</sup>; AM 1.5; Ambient temperature 25°C ;  
 2. Nominal Module Operating Temperature (NMOT): Irradiance 800W/m<sup>2</sup>; wind speed 1m/s; ambient temperature 20°C.  
 3. Tolerance of Pm: 0-+5W, Measuring uncertainty of power: ±3%. Performance deviation of Voc [V], Isc [A], Vm [V] and Im [A]: ±3%.

## Mechanical Characteristics

Dimensions	2094×1038×30 mm
Weight	27kg
Front Glass	Front/Back side, tempered glass, 2.0mm
Frame	Anodized aluminum alloy
Cells	HJT solar cell 166mm*83mm
Cell Orientation	144 (6×24)
Junction Box	IP68
Cable/Connectors	4mm <sup>2</sup> , 300mm / MC4 or EVO2

## Drawing



## Temperature Characteristics

NMOT	45 °C (±2°C)
Temperature Coefficient of Voc	-0.22% /°C
Temperature Coefficient of Isc	+0.047% /°C
Temperature Coefficient of Pm	-0.24% /°C

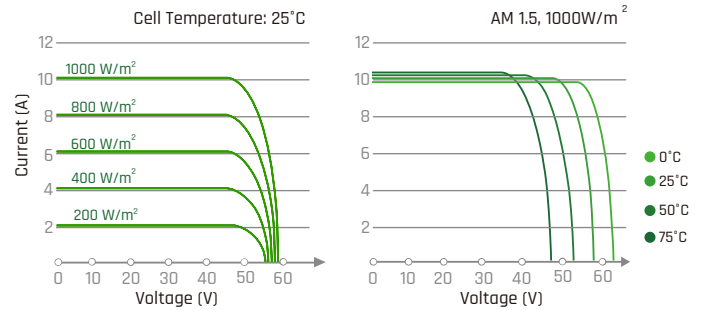
## Maximum Ratings

Maximum System Voltage [V]	DC 1500(IEC)
Series Fuse Rating [A]	20
Maximum Surface Load Capacity [Pa]	5,400
Temperature Range [°C]	- 45 to + 85
Withstanding Hail	Maximum diameter of 25 mm with impact speed of 23 m·s <sup>-1</sup>

## Other Characteristics

Packaging 35 pcs/pallet; 770pcs/40' HQ container

## I-V curve



**Declaration:** Along with the technical improvement and product update, deviation between the technical parameter and Sonnex future products might occur. Specifications included in this datasheet are subject to change without prior notice. Sonnex reserves the right of final interpretation.