

# Hi-MO 5

## LR5-66HBD 475~500M

- Based on M10-182mm wafer, best choice for ultra-large power plants
- Advanced module technology delivers superior module efficiency
  - M10 Gallium-doped Wafer
  - Smart Soldering
  - 9-busbar Half-cut Cell
- Globally validated bifacial energy yield
- High module quality ensures long-term reliability

12

12-year Warranty for Materials and Processing

30

30-year Warranty for Extra Linear Power Output

### Complete System and Product Certifications

IEC 61215, IEC 61730, UL 61730

ISO 9001:2008: ISO Quality Management System

ISO 14001:2004: ISO Environment Management System

TS62941: Guideline for module design qualification and type approval

OHSAS 18001: 2007 Occupational Health and Safety

**LONGI**



**21.3%**  
MAX MODULE  
EFFICIENCY


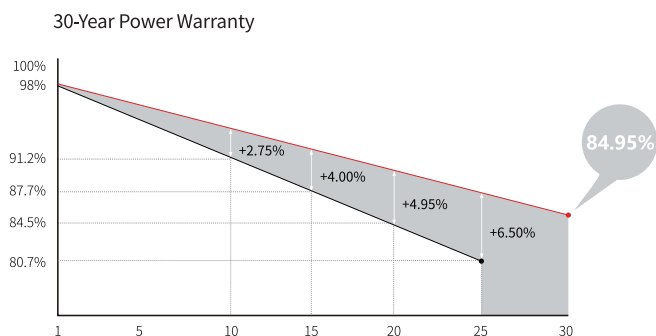
**0~+5W**  
POWER  
TOLERANCE

**<2%**  
FIRST YEAR  
POWER DEGRADATION

**0.45%**  
YEAR 2-30  
POWER DEGRADATION

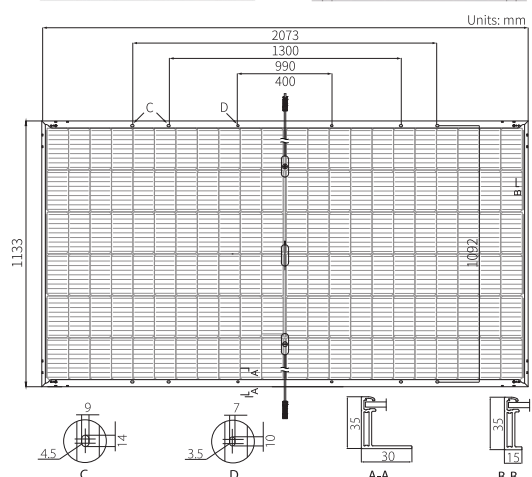
**HALF-CELL**  
Lower operating temperature

## Additional Value



## Mechanical Parameters

Cell Orientation	132 (6×22)
Junction Box	IP68, three diodes
Output Cable	4mm <sup>2</sup> , positive 400 / negative 200mm length can be customized
Glass	Dual glass, 2.0mm coated tempered glass
Frame	Anodized aluminum alloy frame
Weight	30.6kg
Dimension	2073×1133×35mm
Packaging	31pcs per pallet / 155pcs per 20' GP / 682pcs per 40' HC



## Electrical Characteristics

STC : AM1.5 1000W/m<sup>2</sup> 25°C Test uncertainty for Pmax: ±3%

	475	480	485	490	495	500
Power Class	475	480	485	490	495	500
Maximum Power (Pmax/W)	475	480	485	490	495	500
Open Circuit Voltage (Voc/V)	44.80	44.95	45.10	45.25	45.40	45.55
Short Circuit Current (Isc/A)	13.51	13.59	13.67	13.74	13.82	13.90
Voltage at Maximum Power (Vmp/V)	37.63	37.78	37.93	38.08	38.23	38.38
Current at Maximum Power (Imp/A)	12.63	12.71	12.79	12.87	12.95	13.03
Module Efficiency(%)	20.2	20.4	20.4	20.6	20.9	21.3

## Operating Parameters

Operational Temperature	-40°C ~ +85°C
Power Output Tolerance	0 ~ +5 W
Voc and Isc Tolerance	±3%
Maximum System Voltage	DC1500V (IEC/UL)
Maximum Series Fuse Rating	30A
Nominal Operating Cell Temperature	45±2°C
Protection Class	Class II
Fire Rating	UL type 29
Bifaciality	70±5%

## Mechanical Loading

Front Side Maximum Static Loading	5400Pa
Rear Side Maximum Static Loading	2400Pa
Hailstone Test	25mm Hailstone at the speed of 23m/s

## Temperature Ratings (STC)

Temperature Coefficient of Isc	+0.050%/°C
Temperature Coefficient of Voc	-0.284%/°C
Temperature Coefficient of Pmax	-0.350%/°C