



Residential / Commercial / Utility

## N-Type

### Bifacial Module with Double Glass

# Type: DMXXG12RT-B66HSW/HBW

**Power Range: 605 - 620 W**

**Max. Efficiency: 22.95%**



#### Bifacial Module Application

Up to 25 % higher electricity yields due to active cell technology in bifacial glass/glass modules on both sides.



#### Better Performance

Our modules perform better on sunny and hot days thanks to its optimized temperature coefficient.



#### Excellent Low Light Performance

Our modules can also provide higher power output under low light conditions, such as sunset, cloudy, or dawn.



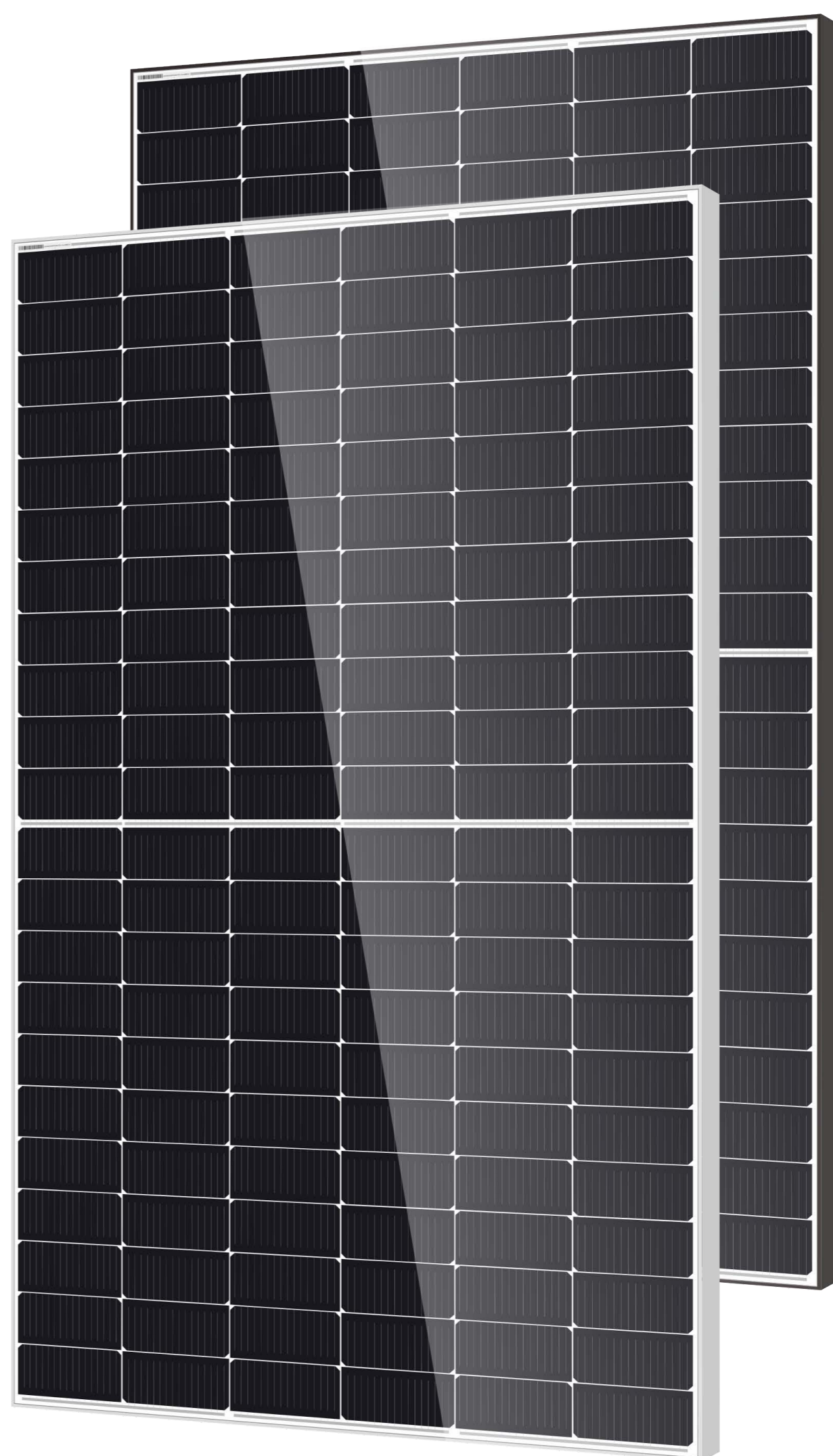
#### Excellent Quality

More than 40 years' experience of manufacturing and intensive quality tests above the IEC standard ensures reliable modules and a secured investment.




#### Assumption of Environmental, Social and Governance Responsibility (ESG)

DMEGC stands for his responsibility. Production is certified according to SA 8000 (ILO standards).



## Certifications

- SA 8000 ILO Standards. Social responsibility standards
- ISO 9001 Quality management system
- ISO 14001 Environmental management system
- ISO 45001 Occupational health and safety management system
- ISO 50001 Energy management system

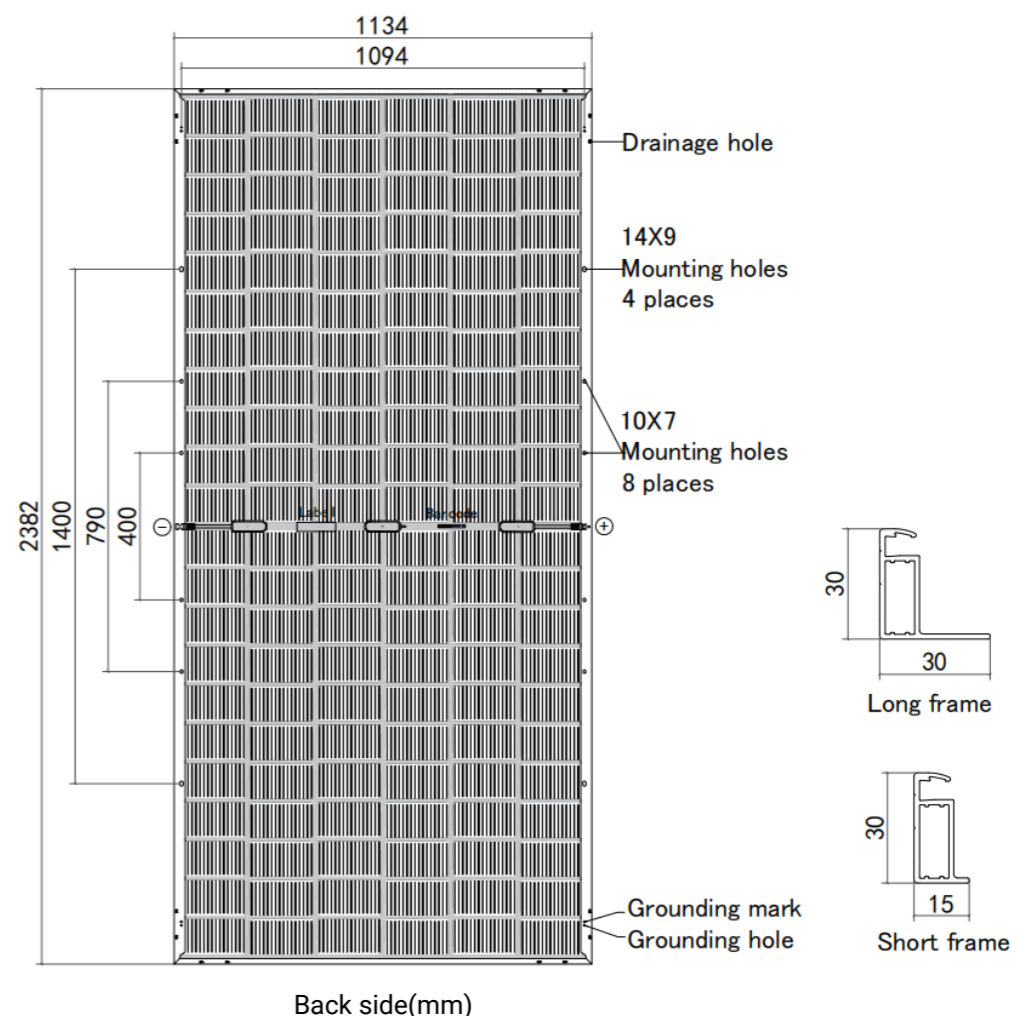


# DMXXG12RT-B66HSW/HBW



## Module Specification

Cell Type	N -type Mono-crystalline , 132 (6x22)
Dimensions (mm)	2382 x 1134 x 30
Weight (kg)	33.4
Front Cover	2 mm heat strengthened glass with anti -reflective coating
Rear Cover	2 mm heat strengthened glass
Junction Box	3 Diodes, IP68 according to IEC 62790
Cables	4 mm <sup>2</sup> solar cable, 1.3 m or Customized Length
Connector Type	PV-ZH202B or MC4-EVO 2A (1500V)



## Electrical Specifications<sup>1</sup>

Module Type	DM605G12RT-B66HSW/HBW		DM610G12RT-B66HSW/HBW		DM615G12RT-B66HSW/HBW		DM620G12RT-B66HSW/HBW	
Testing Condition	STC <sup>2</sup>	NMOT <sup>3</sup>	STC	NMOT	STC	NMOT	STC	NMOT
<b>Maximum Power (Pmax/W)</b>	<b>605</b>	461	<b>610</b>	465	<b>615</b>	469	<b>620</b>	473
Maximum Power Current (Imp/A)	14.94	12.14	15.00	12.19	15.06	12.24	15.11	12.28
Maximum Power Voltage (Vmp/V)	40.50	37.42	40.70	37.60	40.90	37.78	41.10	37.97
Short-circuit Current (Isc/A)	15.92	12.83	15.98	12.88	16.04	12.93	16.01	12.98
Open-circuit Voltage (Voc/V)	48.10	46.29	48.30	46.48	48.50	46.67	48.70	46.87
<b>Module Efficiency STC (%)</b>	<b>22.40</b>		<b>22.58</b>		<b>22.77</b>		<b>22.95</b>	

<sup>1</sup> Measurements according to IEC 60904-3, Measurement tolerance: ISC / VOC: ± 3 %, Bifacially: 80 % ± 10 %

<sup>2</sup> STC (Standard Test Condition): Radiation 1000 W/m<sup>2</sup>, Module temperature 25°C, AM = 1.5

<sup>3</sup> NMOT: Radiation 800 W/m<sup>2</sup>, Ambient temperature 20°C, AM = 1.5, Wind Speed 1 m/s

## BIFACIAL OUTPUT - REAR SIDE POWER GAIN

	10 %	Pmax (STC)	666	671	677	682
20 %	Pmax (STC)	726	732	738	744	
30 %	Pmax (STC)	787	793	800	806	

## Certifications and Warranty

Certifications	IEC 61215, IEC 61730
	Ammonia Corrosion Test: IEC 62716
	Salt Mist Corrosion Test: IEC 61701
	PID (IEC TS 62804); LeTID (IEC TS 63342)
	Dust & Sand (IEC 60068)
WEEE Registration No.	DE 50188598
Product Warranty	15 years
Peak Power Warranty	30 years linear warranty

1.) First year: min. 99 %. 2.) From the 2nd year: Max. 0.4 % degradation annually. 3.) Min. 87.4 % in the 30th year.

## Operating conditions

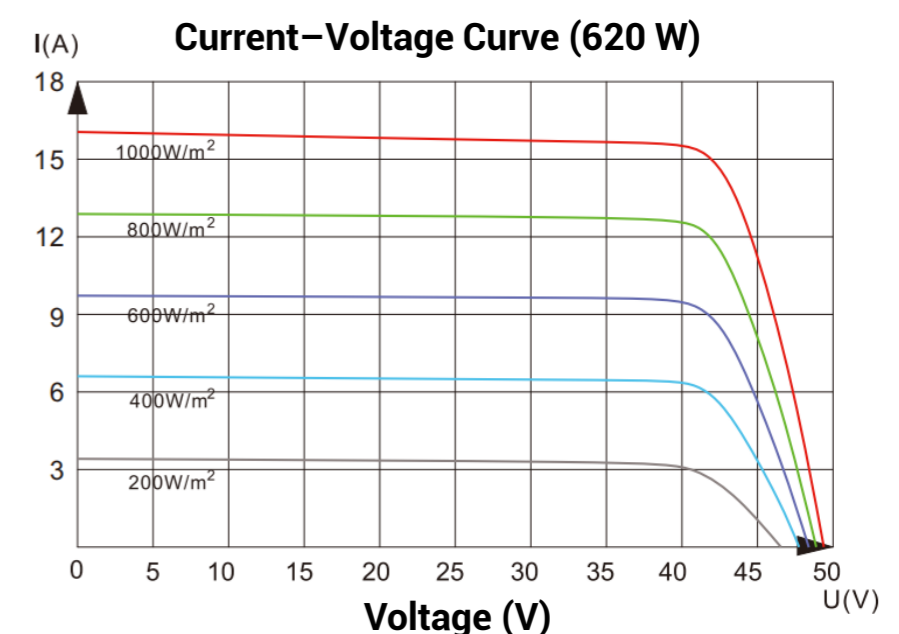
Operating Temperature (°C)	-40 to +85
Maximum System Voltage(V)	1500 DC (IEC)
Overcurrent protection rating (A)	30
Power Performance Tolerance (%)	0 / +3
Protection class	II
Max. Test Load, Push/Pull (Pa)	Snow 5400 / Wind 2400
Max. Design Load, Push/Pull (Pa)	3600 / 1600
Fire Rating Class	Class C

## Temperature Characteristics

Nominal Module Operating Temperature (NMOT)	45 ± 2°C
Temperature Coefficient of Pmax (%/°C)	-0.297
Temperature Coefficient of Voc (%/°C)	-0.234
Temperature Coefficient of Isc (%/°C)	+0.047

## Packaging

Container	40' HQ
Pallet Dimensions(mm)	2400 × 1140 × 1250
Pieces per Pallet	36
Pieces per Container	720



Statement: The installation instructions and the warranty conditions must be followed. Due to technological progress, product parameters will be adjusted accordingly. When signing the contract, the latest data of the company shall prevail.



Hengdian Group DMEGC Magnetics Co.,Ltd.  
 Hengdian Industrial Zone, Dongyang City Zhejiang Province,  
 China 322118  
 Tel: 0086-579-8658-8825 Fax: 0086-579-8655-4845  
 E-mail: solar@dmegc.com.cn, Website: www.dmegcsolar.com

All information in this data sheet corresponds to EN 50380. Changes and errors excepted.  
 Status: 08/2023, Document: EN\_DS-G12RT-B66HSW/HBW-202308\_2

Copyright © 2023 Hengdian Group DMEGC Magnetics.  
 All rights reserved.